

File Name: bosch logixx easy aquasensor manual.pdf

Size: 2501 KB

Type: PDF, ePub, eBook

Category: Book

Uploaded: 24 May 2019, 23:15 PM

Rating: 4.6/5 from 594 votes.

Status: AVAILABLE

Last checked: 14 Minutes ago!

In order to read or download bosch logixx easy aquasensor manual ebook, you need to create a FREE account.


[Download Now!](#)

eBook includes PDF, ePub and Kindle version


⚠ Risk of explosion!
Laundry items which have been pretreated with detergents containing solvents, e.g. stain remover or cleaner's solvent, must be rinsed out thoroughly by hand before they are placed in the washing machine, otherwise there is a risk of explosion. Before loading the laundry, rinse thoroughly by hand.

Attention
Foreign objects in the drum may damage the laundry. Before inserting the laundry, ensure that there are no foreign objects in the drum.

Loading the laundry



Open the door.



Unfold the sorted items of clothing and place them loosely into the drum. Mix large and small items. Washing items of different size distribute themselves better during the spin cycle.

Do not exceed the maximum load. Overloading will cause poor wash results and encourage creasing.

The recommended wash load is displayed depending on the selected programme and additional functions, see from Page 31.

Full load
Cotton and linen

Load
Cotton, synthetic fibres or knitted textiles

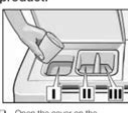
Load
Woolens, Delicates, Silk

Close the door.
Take care not to trap any items of clothing between the loading door and rubber seal.
Door must close easily and not forced close.

Too little detergent:
the laundry is not washed clean and eventually becomes grey and hard. Greyish-brown dots (grease spots) may stain the laundry. The heating elements are calcifying.

Too much detergent:
Environmentally incompatible, excessive foam reduces wash agitation causing poor washing and rinsing results.

Pour in detergent and/or cleaning product.



Open the cover on the detergent drawer.

Pour in detergent and/or cleaning product.

Dispenser I: Main wash
Dispenser for detergent, stain remover.

Dispenser II: Liquid detergent, cleaning product, e.g. fabric softener or fabric conditioner. Pour in to max. lower edge of the mark.

Dispenser III: Prewash
Prewash dispenser for detergent, stain remover and starch.

Dilute concentrated and viscous fabric softener or fabric conditioner with a little water before pouring it into dispenser II (prevents blockage of the overflow).

Close the cover on the detergent drawer.

Laundry Detergents and Additives

⚠ Risk of poisoning!
Keep detergents and cleaning products out of the reach of children.

Dispensing the correct amount of detergent

Dose detergent according to

- the water hardness. This information can be obtained from your local water authority.
- the amount of laundry.
- the degree of soiling. See from Page 15 for degrees of soiling.
- the specifications of the detergent manufacturer.

Dispensing the correct amount of detergent relieves the strain on the environment and ensures optimum washing results.

13

[Register a free 1 month Trial Account.](#)

[Download as many books as you like \(Personal use\)](#)

[Cancel the membership at any time if not satisfied.](#)

[Join Over 80000 Happy Readers](#)

Book Descriptions:

We have made it easy for you to find a PDF Ebooks without any digging. And by having access to our ebooks online or by storing it on your computer, you have convenient answers with bosch logixx easy aquasensor manual . To get started finding bosch logixx easy aquasensor manual , you are right to find our website which has a comprehensive collection of manuals listed.

Our library is the biggest of these that have literally hundreds of thousands of different products represented.



Book Descriptions:

bosch logixx easy aquasensor manual

And by having access to our ebooks online or by storing it on your computer, you have convenient answers with Bosch Aquasensor Dishwasher User Manual. To get started finding Bosch Aquasensor Dishwasher User Manual, you are right to find our website which has a comprehensive collection of manuals listed. Our library is the biggest of these that have literally hundreds of thousands of different products represented. I get my most wanted eBook Many thanks If there is a survey it only takes 5 minutes, try any survey which works for you. You may have to register before you can post click the register link above to proceed. To start viewing messages, select the forum that you want to visit from the selection below. UserFriendly Manuals. Product Instructions. To start viewing messages, select the forum that you want to visit from the selection below. Checking your browser before accessing This process is automatic. Your browser will redirect to your requested content shortly. And by having access to our ebooks online or by storing it on your computer, you have convenient answers with Bosch Dishwasher Logixx Manual. To get started finding Bosch Dishwasher Logixx Manual, you are right to find our website which has a comprehensive collection of manuals listed. <http://anmoul.com/userfiles/community-physical-activity-planning-a-resource-manual.xml>

- **bosch logixx easy aquasensor manual, bosch logixx easy aquasensor manual.**

<http://www.crammotorsport.com/community-planning-event-manual.xml>

<http://www.drupalitalia.org/node/71578>

<http://condit-pack.com/images/canon-pixma-750-printer-manual.pdf>

<https://conform-edit.com/images/canon-pixma-960-manual.pdf>

deewo.de/wp-content/plugins/formcraft/file-upload/server/content/files/1626c30656f326---1060x-manual.pdf

<http://www.drupalitalia.org/node/71579>